


HV Adapter Console AP01



Modular adaptation system for mating connector modules

The HV adapter console AP01 offers a simple possibility to realize a high voltage adaptation with mating connectors and consists of the following system components:


- ▶ Console housing
- ▶ Module carrier
- ▶ User-Interface
- ▶ Application specific carrier modules

Adapt small UUT quantities flexible, reliable and cost efficient

- ▶ Ideal for contacting of small lots or of single pieces with mating connector modules
- ▶ Modules quick exchangeable
- ▶ Module carrier also available without console housing for the installation in 19" racks

Ensuring of your product quality by high system availability

The high reliability of the adaptronic adaptations and test systems, our quick response service and more than 30 years of experience make a convincing contribution to the quality assurance of your products.




Console housing

- ▶ Design in laminated wood
- ▶ Recess for a module carrier 19", 4 RU
- ▶ Handles at the sides
- ▶ Shelf for wiring tester, laptop, printer or likewise
- ▶ Dimensions with handles (W x H x D in mm): 660 x 285 x 630
- ▶ Dimensions without handles (W x H x D in mm): 550 x 285 x 630
- ▶ Shelf dimensions (W x D in mm) : 550 x 300

Module carrier (1)

The module carrier is designed for the installation of the application specific carrier modules and is equipped with mounting brackets for a reliable locking of the test point cables from the test system.

- ▶ For installation of carrier modules and the User-Interface
- ▶ Dimensions: 19", 84 HP, 4 RU
- ▶ Expandable with guiding rails and mounting brackets for the test point connectors
- ▶ Locking devices on top and bottom for reliable locking of the carrier modules



Carrier module locked



Carrier module released

Carrier module (2)

Preconfigured carrier module for the installation of an application specific mating connector and single wiring of the connector pins to the test point interface.

- ▶ For installation in the module carrier
- ▶ Aluminum front panel for the installation of a mating connector
- ▶ Test point connector with 32 or 64 soldering contacts



User-Interface (3)

User-Interface slide-in unit for the module carrier with direct connection possibility to a wiring tester for comfortable operation of the test system.

- ▶ 4 mm socket for pin number probe
- ▶ „OK“ signal green
- ▶ „FAIL“ signal red
- ▶ High-quality test start pushbutton
- ▶ Connection cable 3 m
- ▶ Pin number probe, cable length approx. 1.3 m

The system components are available in the following configurations:

Adapter console complete (1AP01-3), consisting of:

- ▶ 1 x Console housing with shelf
- ▶ 1 x Base system

Base system (1AP01-4), consisting of:

- ▶ 1 x Module carrier
- ▶ 1 x User-Interface with connection cable
- ▶ 2 x Carrier module AM0004
- ▶ 1 set blind covers (6 x 10 HP)

Carrier module extra, consisting of:

- ▶ Front panel 4 RU
- ▶ Module board
- ▶ Multipoint connectors (see table)
- ▶ Assembly material



| Carrier module | Width | Number of male multipoint connectors / pins |
|----------------|-------|---|
| AM0003 | 16 HP | 2 x 32-way |
| AM0003A | 16 HP | 1 x 64-way |
| AM0003B | 16 HP | 2 x 16-way |
| AM0004 | 10 HP | 1 x 32-way |
| AM0004A | 10 HP | 1 x 64-way |



▶ Adapter cables:

| | LFK06405 | LRK06413 | LRK03206 |
|----------------------------------|---|--------------------------|--------------------------|
| Type of cable | Flat ribbon cable | Round cable | Round cable |
| Length | 2 m | 2 m | 2 m |
| Number of test points | 64 | 64 | 32 |
| Max. test voltage / max. current | 250 VDC, 100 mA | 1500 VDC / 1050 VAC, 2 A | 1500 VDC / 1050 VAC, 2 A |
| General | <ul style="list-style-type: none"> ▶ Connector according to DIN 41612 on both sides, multipoint connectors easy to exchange at wear ▶ Electrically tested according to adaptronic test specifications | | |

For testing cable harnesses in large quantities adaptronic offers:

- ▶ Test consoles and test tables with and without safeguard equipment
- ▶ Test table adapters AT 4000 with spring loaded contact pins, also for HV tests and tests of electro-mechanical features

Your adaptronic contact person likes to inform you also about our extensive range of wiring testers with test voltages up to 6000 VDC / 5000 VAC.

You are looking for innovative system solutions for adapting and testing – then, you are right with us!
a d a p t r o n i c Prüftechnik GmbH, Wertheim



Test console PT 40 with wiring tester KT 210



Test table TT 2400 with safeguard equipment incl. light curtain and HV wiring tester

© Copyright 2017, adaptronic Prüftechnik GmbH. All rights reserved. All mentioned features and functions are subjects to change. This document is only for information.

Images contain options. adaptronic is a word-brand of adaptronic Prüftechnik GmbH. Mentioned brands and trademarks are property of the respective brand owners.